



INSTALLATION INSTRUCTIONS

PUSH BAR ELITE UPRIGHT WIRE COVER SET

APPLICATION:

2012-2016 Ford Interceptor Utility

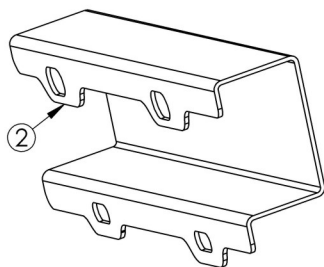
PART NUMBER:

36-2005WC

AUTOMOTIVE PRODUCTS,

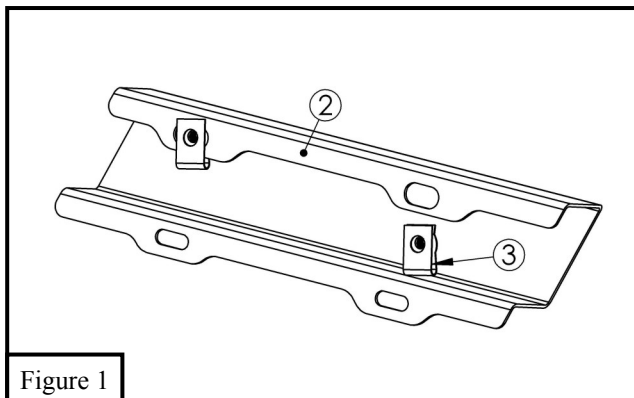
ITEM	QUANTITY	DESCRIPTION	TOOLS NEEDED
1	1	DRIVER WIRE COVER	10MM SOCKET
2	1	PASSENGER WIRE COVER	ALLEN KEY
3	4	M6 U-CLIP NUT (BLACK ZINC)	RATCHET
4	8	M6 HEX SOCKET BUTTON HEAD SCREW (BLACK ZINC)	TORQUE WRENCH
5	12	M6 FLAT WASHER (BLACK ZINC)	
6	8	M6 SPLIT LOCK WASHER (BLACK ZINC)	
7	4	M6 HEX NUT (BLACK ZINC)	

ANTI-SEIZE LUBRICANT MUST BE USED ON ALL STAINLESS STEEL FASTENERS TO PREVENT THREAD DAMAGE AND GALLING



PROCEDURE

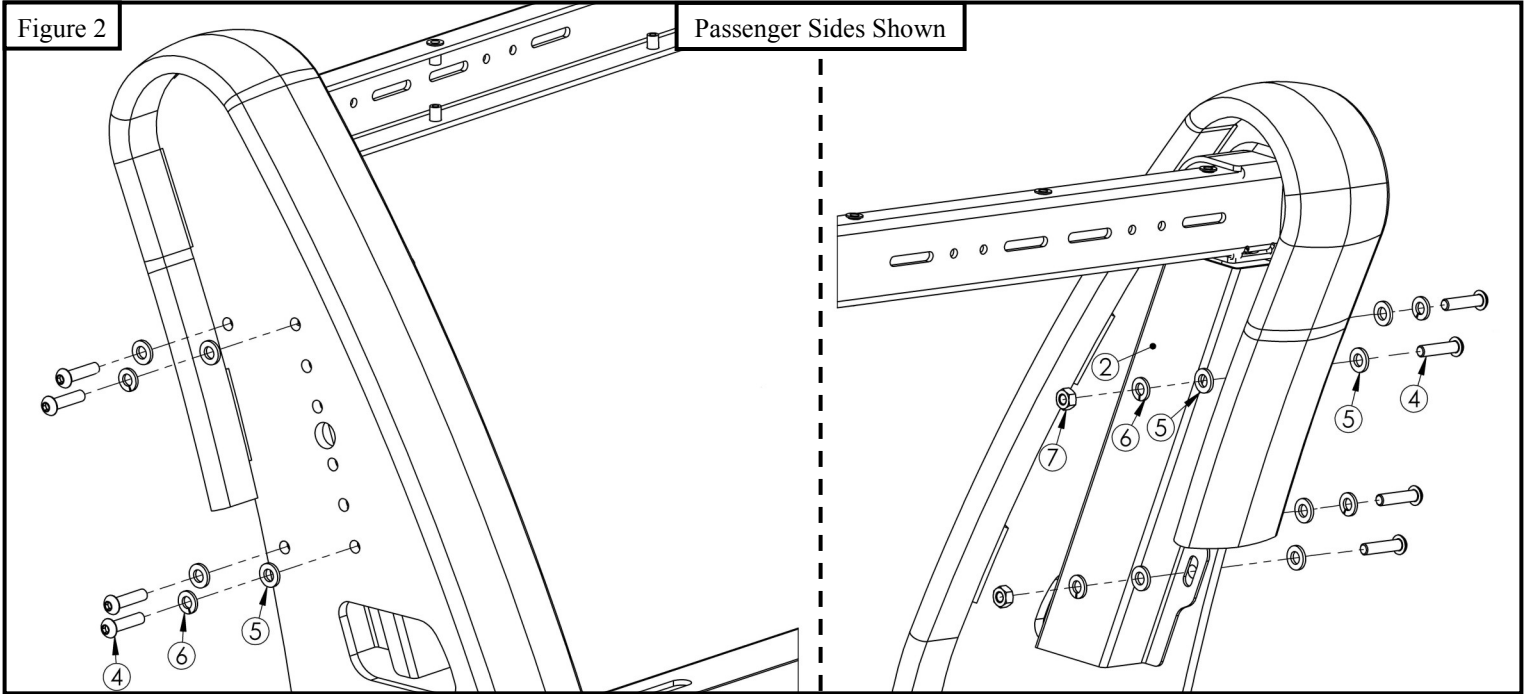
1. Remove contents from box, verify if all parts listed are present and free from damage. Carefully read and understand all instructions before attempting installation. **Failure to identify damage before installation could lead to a rejection of any claim.**
2. Locate both Wire Covers (Items 1 & 2) and insert (4) M6 u-clip nuts into the slots of the wire covers. Two for each wire cover. **See Figure 1.**
3. Align the Wire Cover's slots with the push bumper holes. Make sure to have the wires from the lights going through the wire covers. Then loosely secure using (4) M6 hex socket button head screws, (6) M6 flat washers, (4) M6 split lock washers, and (2) M6 hex nuts. **See Figure 2.**



Westin Automotive Products, Inc.
320 W. Covina Blvd
San Dimas, Ca. 91773

Thank you for choosing Westin products
for additional installation assistance please call
Customer Service (800) 793-7846
www.westinautomotive.com

4. Repeat **Step 3** for other side.
5. Align and adjust the wire covers as necessary and then torque: M6 hardware to 7 ft-lbs.



CARE INSTRUCTIONS

- REGULAR WAXING IS RECOMMENDED. DO NOT USE ANY TYPE OF POLISH OR WAX THAT MAY CONTAIN ABRASIVES.
- STAINLESS STEEL PRODUCTS CAN BE CLEANED WITH MILD SOAP AND WATER. STAINLESS STEEL POLISH SHOULD BE USED TO POLISH SMALL SCRATCHES.
- GLOSS BLACK FINISHES SHOULD BE CLEANED WITH MILD SOAP AND WATER.



Westin Automotive Products, Inc.
320 W. Covina Blvd
San Dimas, Ca. 91773

Thank you for choosing Westin products
for additional installation assistance please call
Customer Service (800) 793-7846
www.westinautomotive.com